

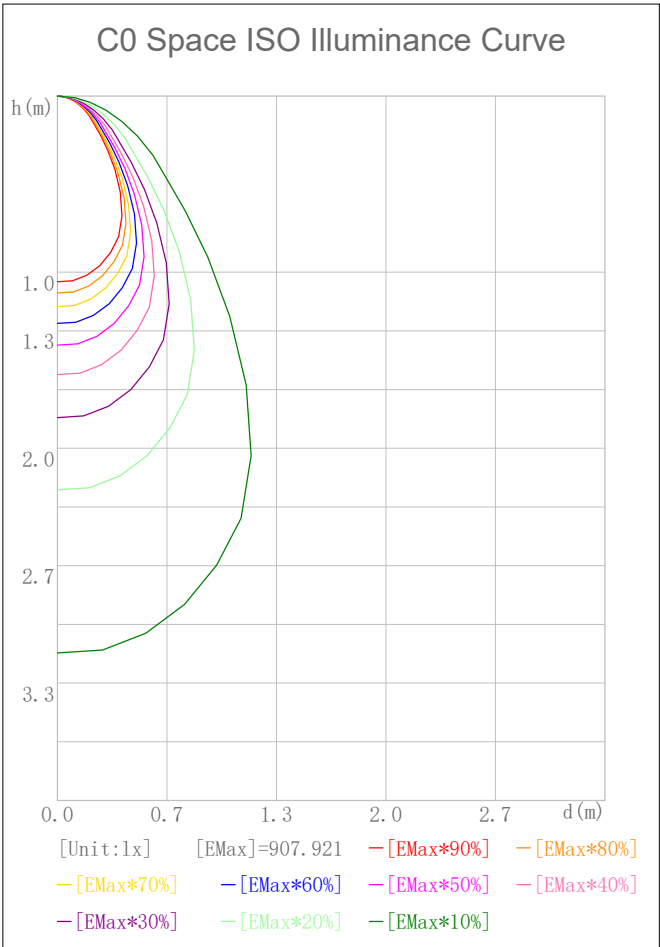
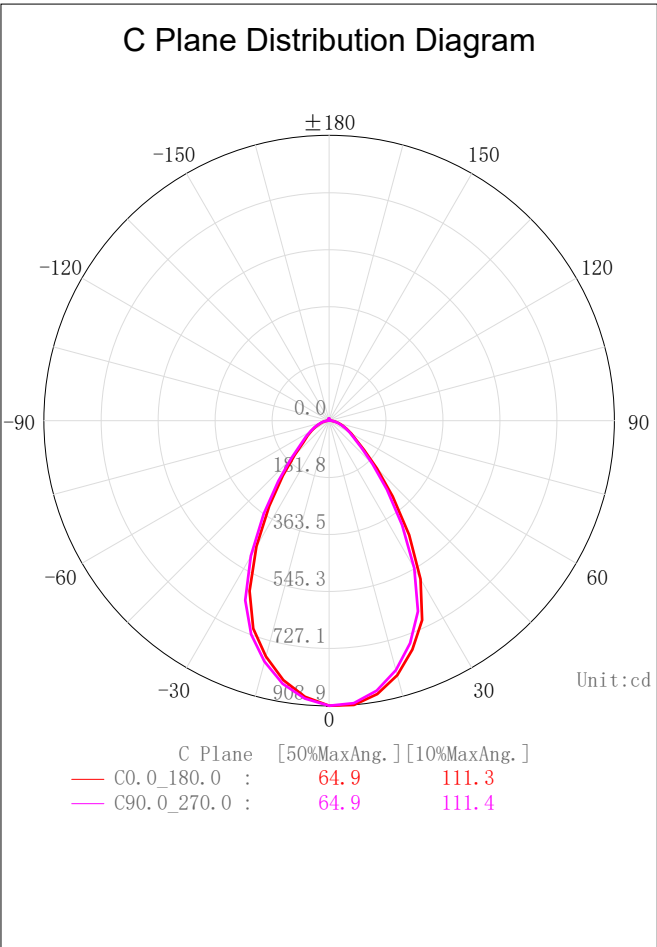
Indoor Luminaire Photometric Data

Description Information

Luminary Name: SD07-15-XX-01 4000K RA90 白色		Lum. Catalog:	Test ID: 01
Lamp Name:		Lamp Catalog: LED	Test Date: 2022/10/10
Manufacture: Shenzhen Norming Lightin		Shld. Ang(°):	Test Machine:GON-2000
Test Lab: Quality Departmnt		Frequency (Hz):	Lamp CCT (K): Ra:
Lum. Size (W*L*H):0.055m*-0.055m*0.000m		Lum. Area (m2):0.002	Lum. W (kg): 0.000
Test System: C, γ	Test Step: C=90.0 γ=5.0	Temp. (°C): 25	Humidity(%):

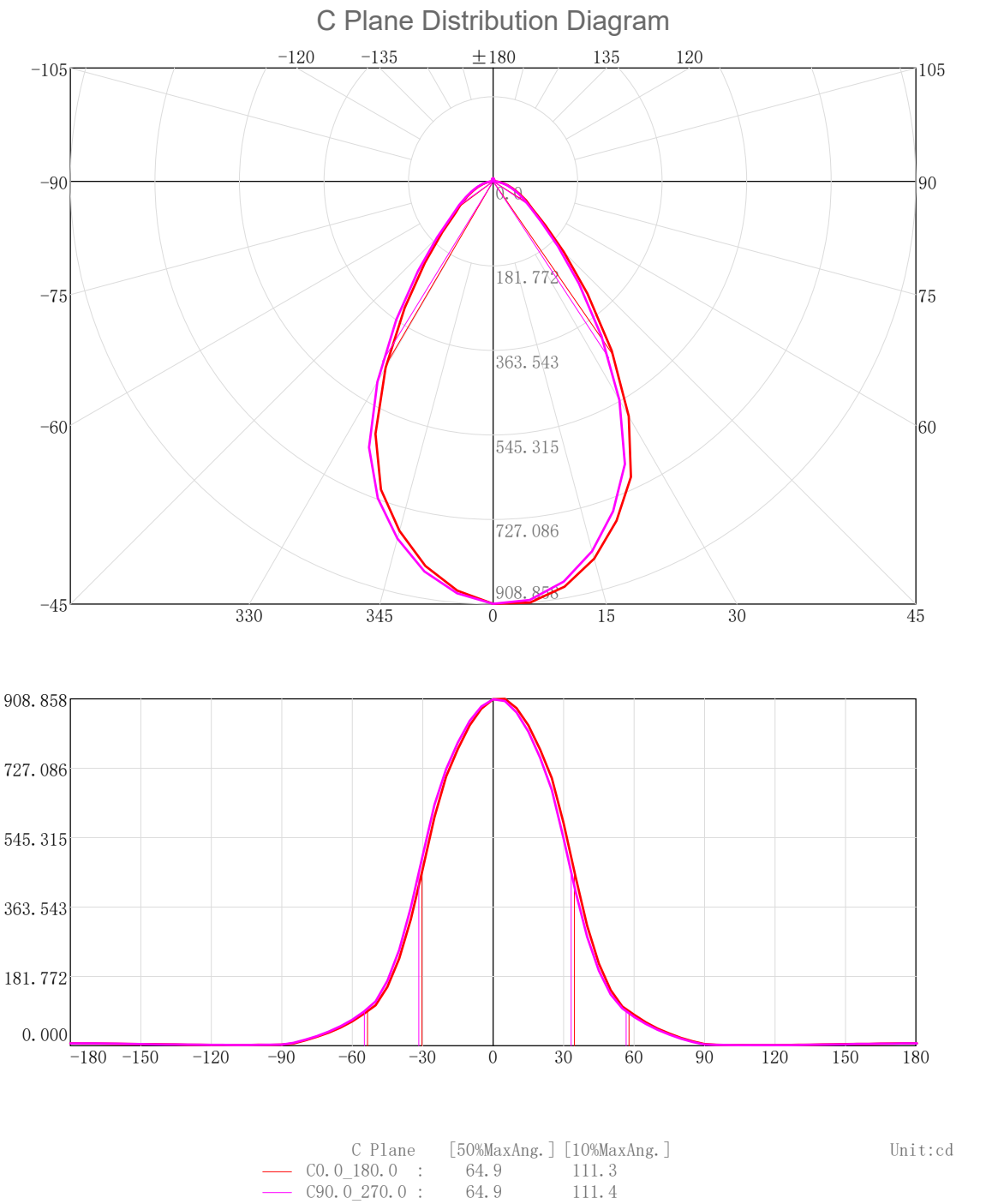
Character Parameter

Lamp Speciality Parameter		Luminaire Speciality Parameter	
Rated Flux(lm): 1196.090	Luminary Flux(lm): 1196.090	Field Angle(10%Imax): 111.3(°)	
Rated Power(W):	Luminary Efficiency: 100.00%	Down Lumens&Percent: 1176.869lm 98.39%	
Rated Voltage(V):	Luminary EER(lm/W): 86.050	Up Lumens&Percent: 19.221lm 1.61%	
Tested Power(W): 13.900	Max. Candela(cd): 908.858	S/MH: C0_a180=0.978 C90_270=0.977	
Lamps' Inside: 1	Max Cand@Ang. (°): C=0.0 γ=5.0	CIE Type: Semi-Direct	
Tested Electrics (V, A, pf):239.9, 0.062	Beam Angle(50%Imax): 64.9(°)	ErP Φ use(90°): 924.602lm	
Lamp Size (W*L*H):0.055m*-0.055m*0.000m	Left=-30.3°, Right=34.6°	IRF(%): 180.405	



2D Plane Light Intensity Distribution Curve

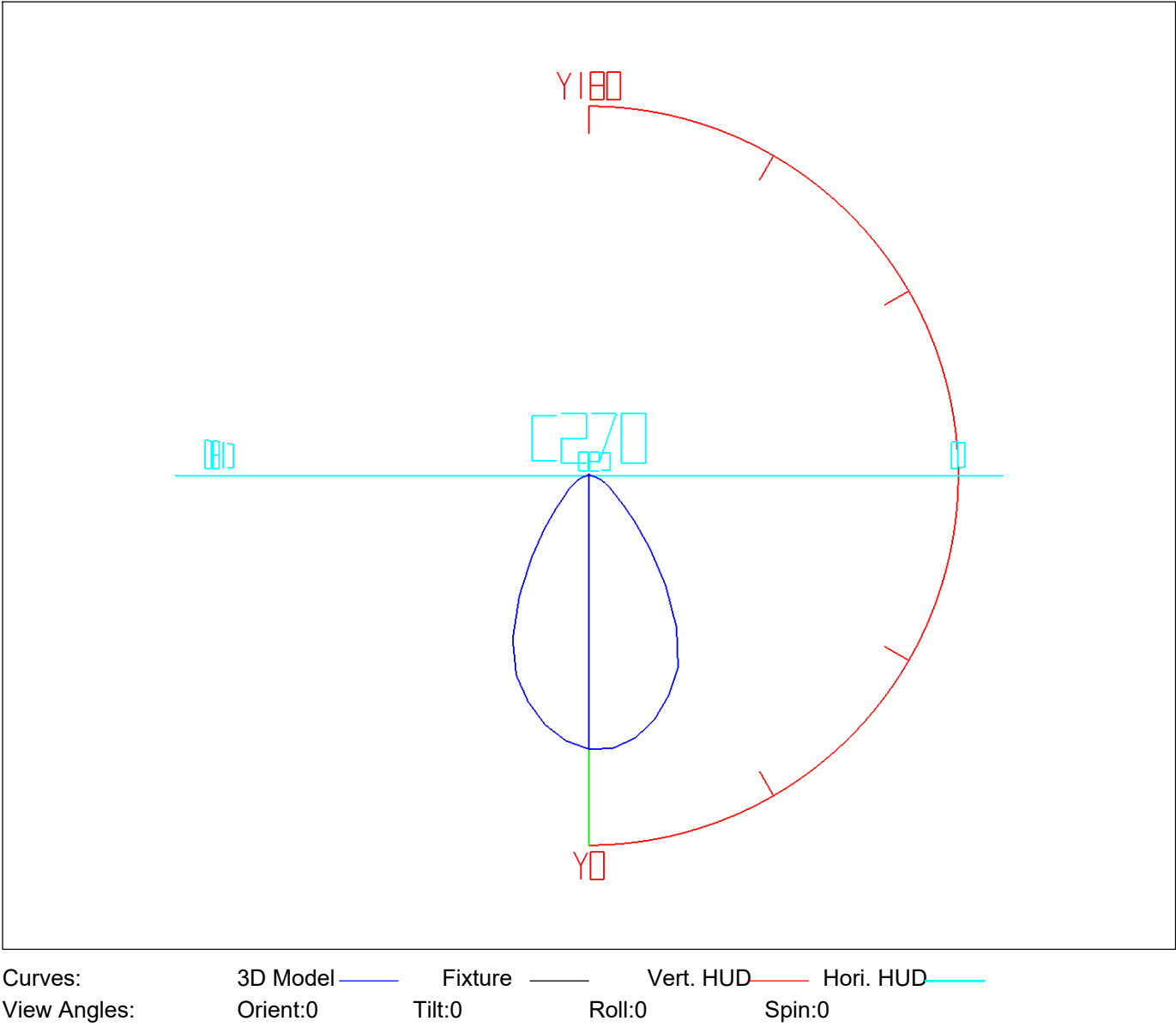
Lum. Name:SD07-15-XX-01 4000K RA90 白色	Lum. Catelog:	Test ID:01
Lamp Name:	Lamp Catelog:LED	Test Lab:Quality Departmnt
Manufacture:Shenzhen Norming Lightin	Test Machine:GON-2000	Test Date:2022/10/10



3D Light Intensity Distribution Modal

Lum. Name:SD07-15-XX-01 4000K RA90 白色	Lum. Catelog:	Test ID:01
Lamp Name:	Lamp Catelog:LED	Test Lab:Quality Departmnt
Manufacture:Shenzhen Norming Lightin	Test Machine:GON-2000	Test Date:2022/10/10

3D Light Intensity Distribution Modal

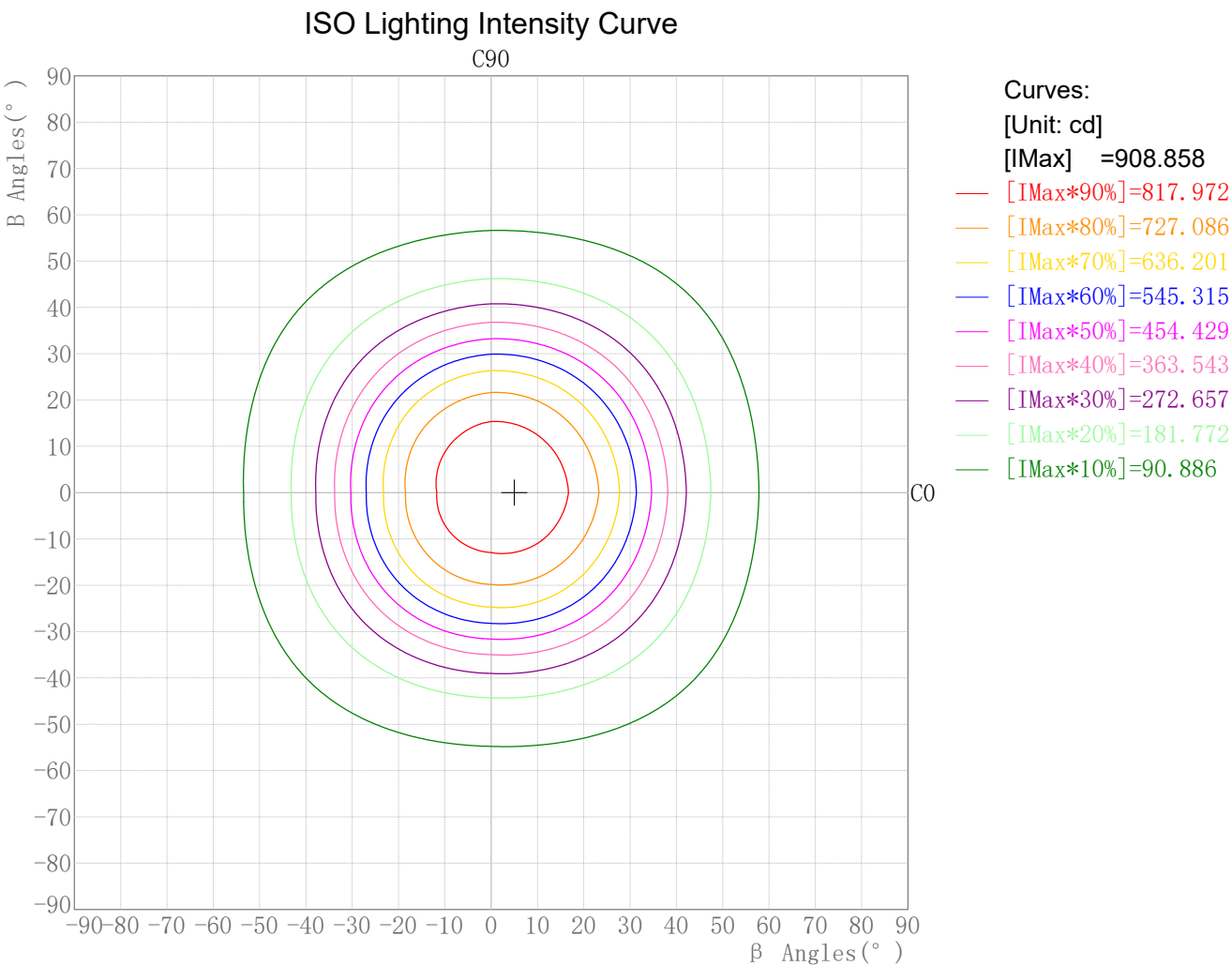


Zonal Flux Tabulation

Zone(γ)	Zone Flux (lm)	Sums Flux (lm)	Zone%Lamp	Sums%Lamp
0.0-5.0	21.57	21.57	1.80	1.80
5.0-10.0	62.89	84.46	5.26	7.06
10.0-15.0	99.11	183.57	8.29	15.35
15.0-20.0	127.64	311.21	10.67	26.02
20.0-25.0	145.82	457.03	12.19	38.21
25.0-30.0	148.28	605.31	12.40	50.61
30.0-35.0	133.66	738.97	11.17	61.78
35.0-40.0	109.54	848.51	9.16	70.94
40.0-45.0	84.18	932.69	7.04	77.98
45.0-50.0	62.71	995.40	5.24	83.22
50.0-55.0	47.76	1043.16	3.99	87.21
55.0-60.0	38.39	1081.55	3.21	90.42
60.0-65.0	30.89	1112.44	2.58	93.01
65.0-70.0	23.94	1136.38	2.00	95.01
70.0-75.0	17.67	1154.05	1.48	96.49
75.0-80.0	12.10	1166.15	1.01	97.50
80.0-85.0	7.22	1173.37	0.60	98.10
85.0-90.0	3.50	1176.87	0.29	98.39
90.0-95.0	1.76	1178.63	0.15	98.54
95.0-100.0	1.41	1180.04	0.12	98.66
100.0-105.0	1.22	1181.26	0.10	98.76
105.0-110.0	1.05	1182.31	0.09	98.85
110.0-115.0	1.03	1183.34	0.09	98.93
115.0-120.0	1.07	1184.40	0.09	99.02
120.0-125.0	1.08	1185.49	0.09	99.11
125.0-130.0	1.12	1186.60	0.09	99.21
130.0-135.0	1.18	1187.78	0.10	99.31
135.0-140.0	1.24	1189.03	0.10	99.41
140.0-145.0	1.27	1190.29	0.11	99.52
145.0-150.0	1.26	1191.56	0.11	99.62
150.0-155.0	1.21	1192.77	0.10	99.72
155.0-160.0	1.09	1193.86	0.09	99.81
160.0-165.0	0.93	1194.79	0.08	99.89
165.0-170.0	0.71	1195.49	0.06	99.95
170.0-175.0	0.44	1195.94	0.04	99.99
175.0-180.0	0.15	1196.09	0.01	100.00

Rectangle ISO Lighting Intensity Diagram

Lum. Name:SD07-15-XX-01 4000K RA90 白色	Lum. Catelog:	Test ID:01
Lamp Name:	Lamp Catelog:LED	Test Lab:Quality Departmnt
Manufacture:Shenzhen Norming Lightin	Test Machine:GON-2000	Test Date:2022/10/10

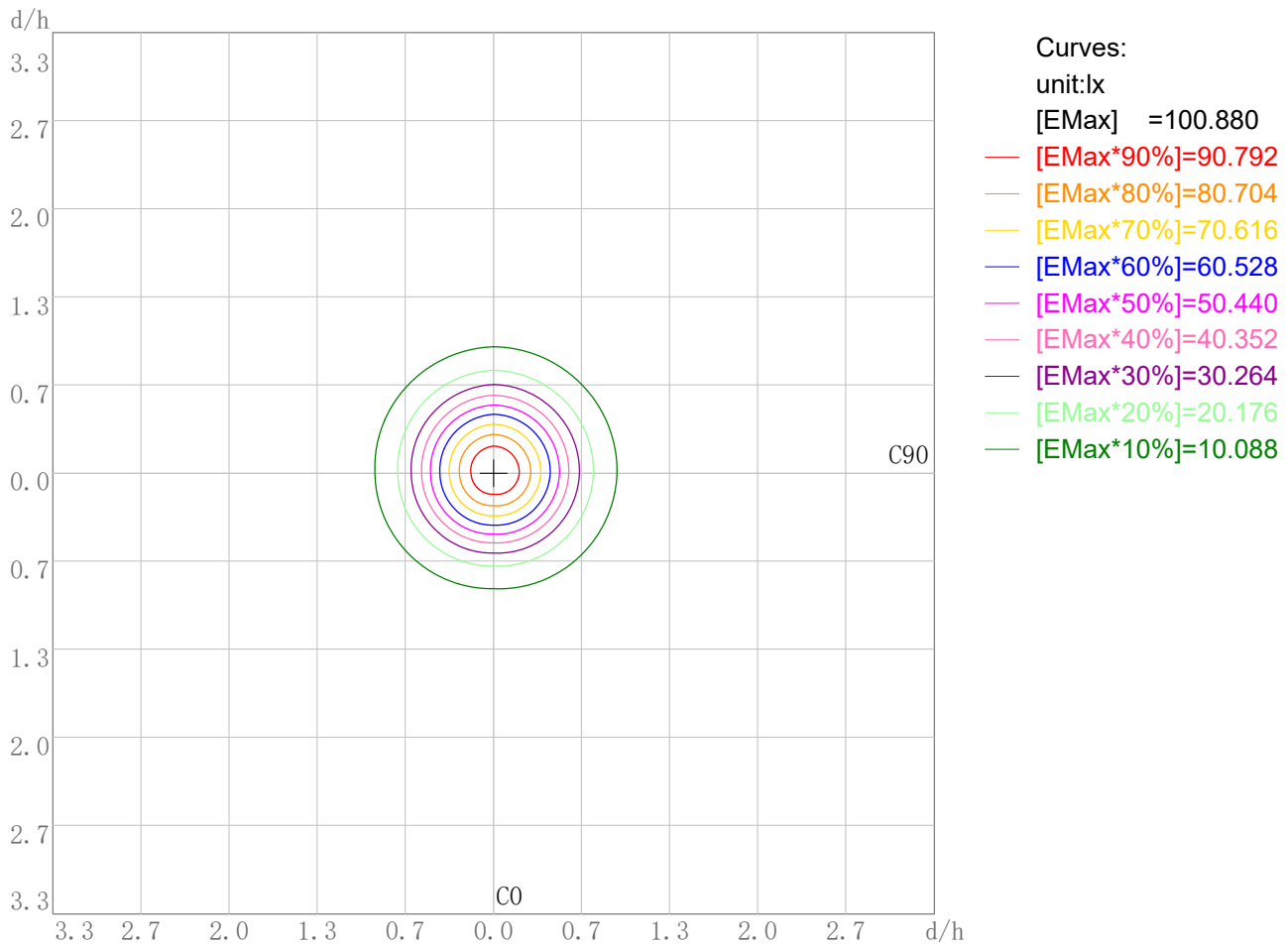


Photometric Filename:SD07-15-XX-01 4000K RA90 白色.IES

## Plane ISO-Illuminance Diagram

Lum. Name: SD07-15-XX-01 4000K RA90 白色	Lum. Catalog:	Test ID: 01
Lamp Name:	Lamp Catalog: LED	Test Lab: Quality Department
Manufacture: Shenzhen Norming Lighting	Test Machine: GON-2000	Test Date: 2022/10/10

## Plane ISO-Illuminance Curve



Working Plane Luminaire Mounting Height(m): 3.00

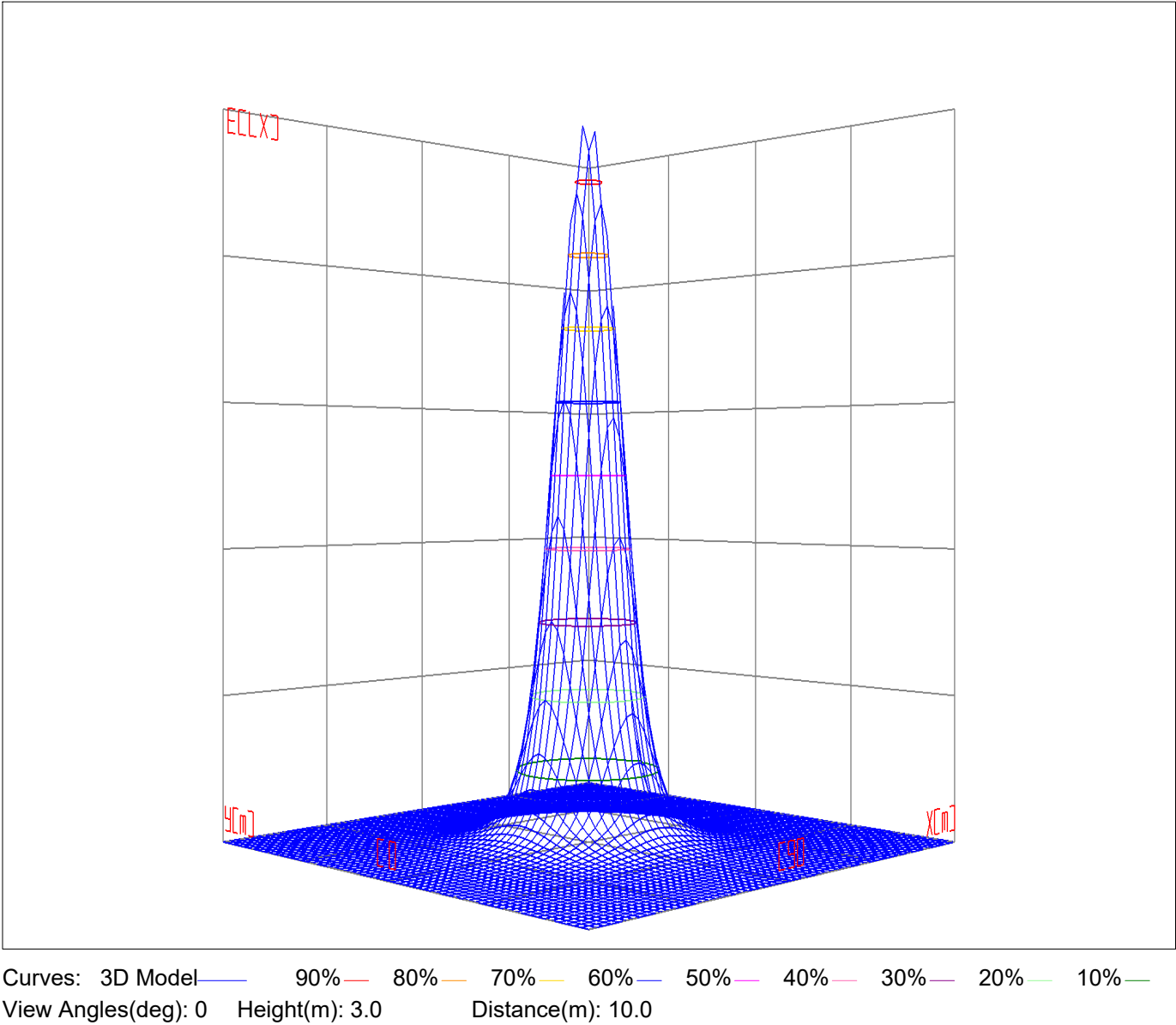
Working Plane Maximum Illuminance(lx): 100.88

Working Plane Maximum Illuminance Position(d/h):H0.0 V0.0

3D Plane ISO Illuminance Diagram

Lum. Name:SD07-15-XX-01 4000K RA90 白色	Lum. Catelog:	Test ID:01
Lamp Name:	Lamp Catelog:LED	Test Lab:Quality Departmnt
Manufacture:Shenzhen Norming Lightin	Test Machine:GON-2000	Test Date:2022/10/10

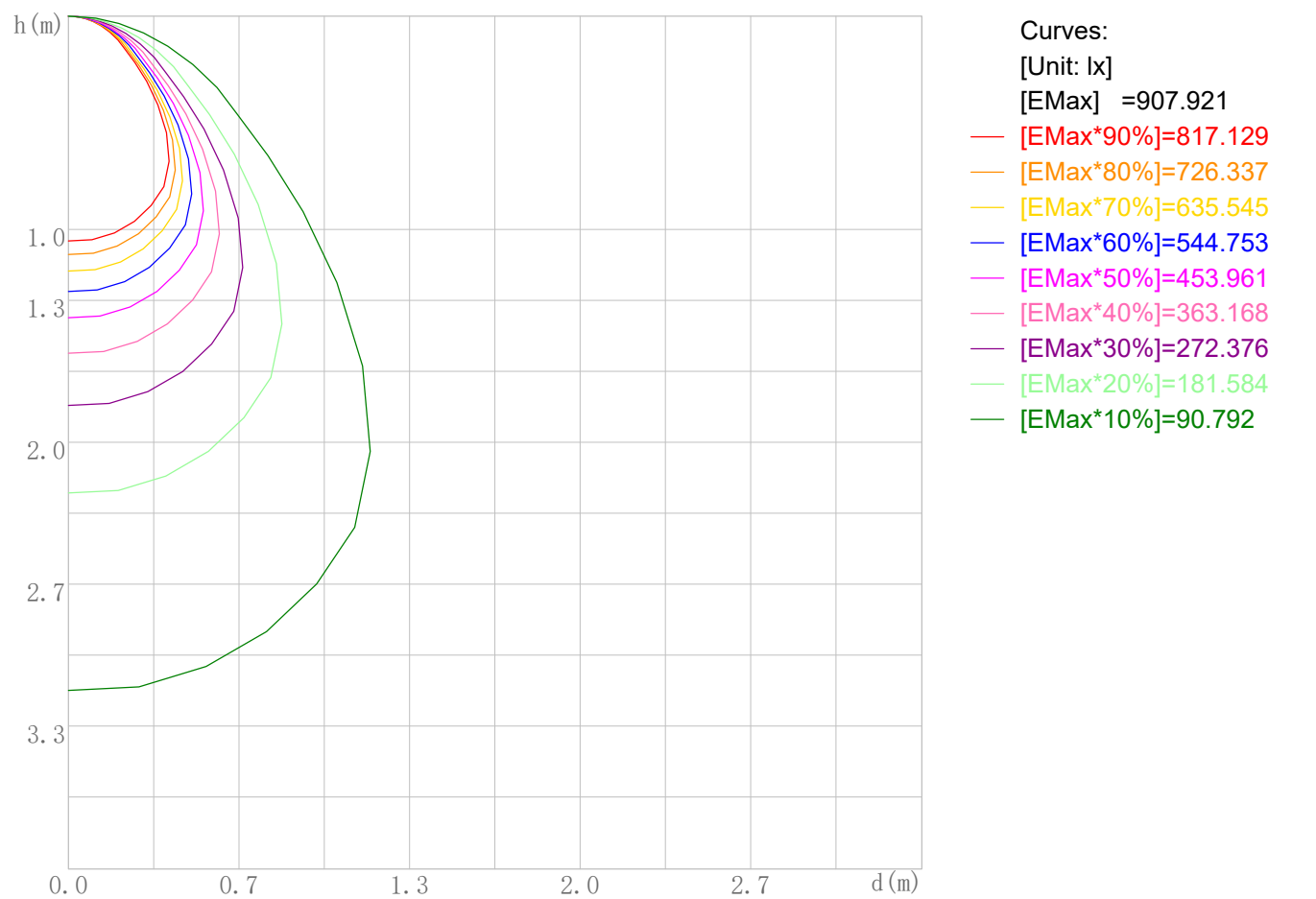
3D Plane Illuminance Modal



Space ISO Illuminance Diagram

Lum. Name:SD07-15-XX-01 4000K RA90 白色	Lum. Catelog:	Test ID:01
Lamp Name:	Lamp Catelog:LED	Test Lab:Quality Departmnt
Manufacture:Shenzhen Norming Lightin	Test Machine:GON-2000	Test Date:2022/10/10

Space ISO Illuminance Curve

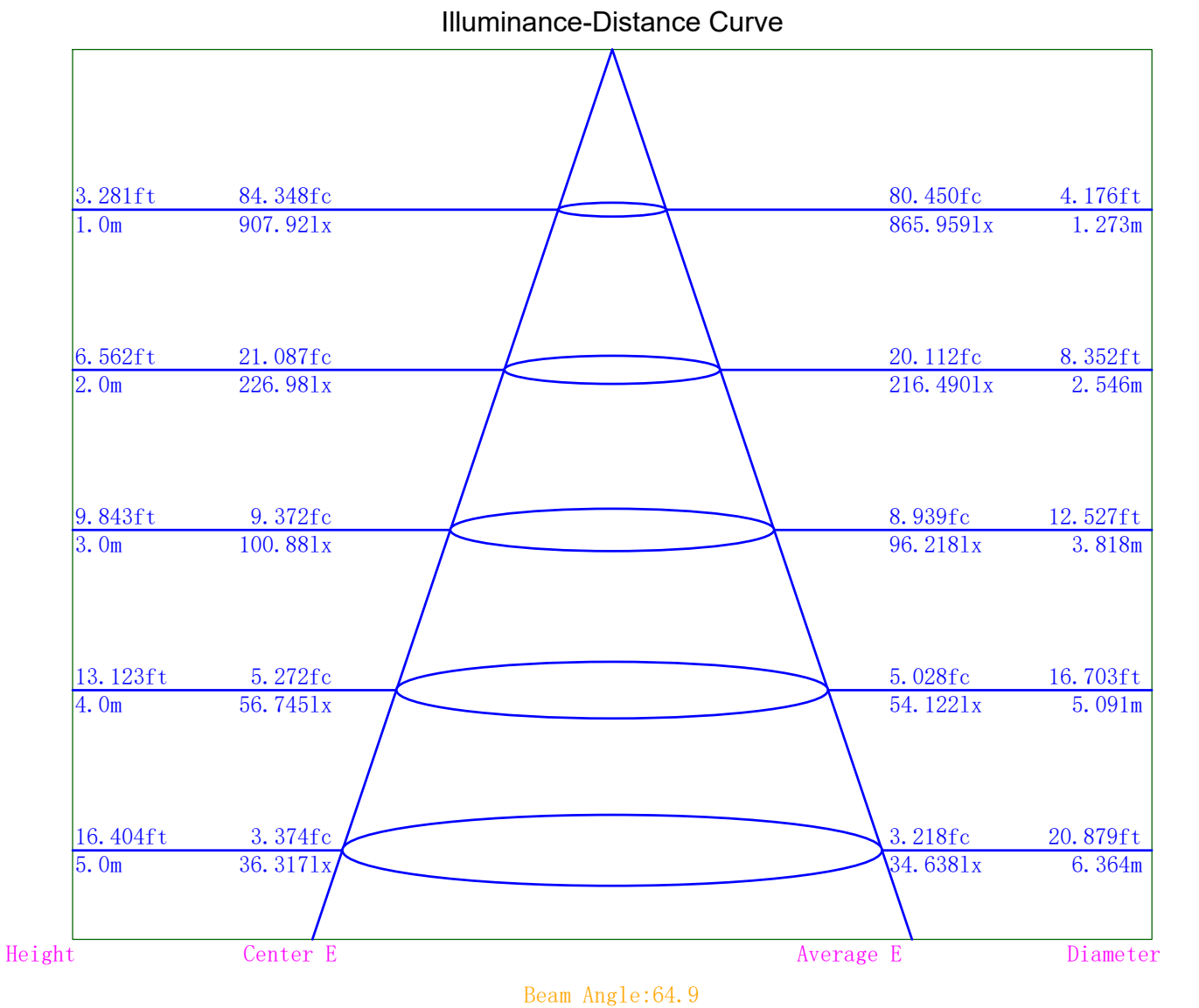


Space Plane Maximum Illuminance and @Angle:907.92lx,0.0deg  
Plane Maximum Lighting Intensity and @Angle:908.858cd,0deg



Illuminance-Distance Diagram

Lum. Name:SD07-15-XX-01 4000K RA90 白色	Lum. Catelog:	Test ID:01
Lamp Name:	Lamp Catelog:LED	Test Lab:Quality Departmnt
Manufacture:Shenzhen Norming Lightin	Test Machine:GON-2000	Test Date:2022/10/10



Indoor Luminance Limiting Curves

Lum. Name:SD07-15-XX-01 4000K RA90 白色	Lum. Catalog:	Test ID:01
Lamp Name:	Lamp Catalog: LED	Test Lab: Quality Department
Manufacture: Shenzhen Norming Lightin	Test Machine:GON-2000	Test Date: 2022/10/10

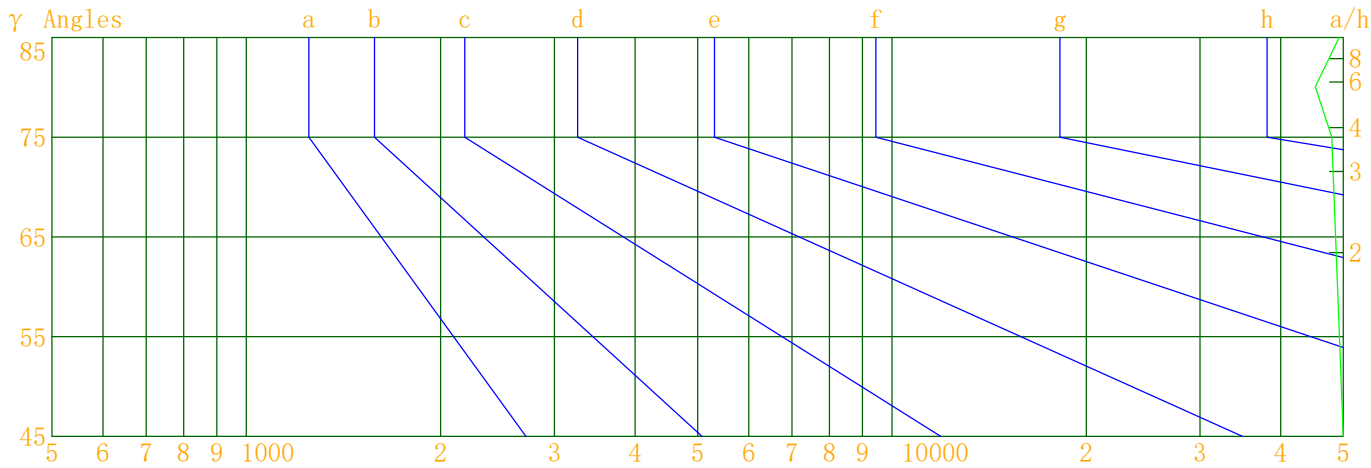
Glare Grade Table

GI	Quality	Using Illuminance							
1.15	A	2000	1000	500	<=300				
1.5	B		2000	1000	500	<=300			
1.85	C			2000	1000	500	<=300		
2.2	D				2000	1000	500	<=300	
2.55	E	a				2000	1000	500	<=300
			b	c	d	e	f	g	h

Luminance Table

Gama(deg)	45	50	55	60	65	70	75	80	85
C0	128391	95834	75590	68708	61560	55828	52437	50800	57604
C90	117107	88273	71914	63958	57289	51886	47999	45235	49274

Luminance Limiting Curve



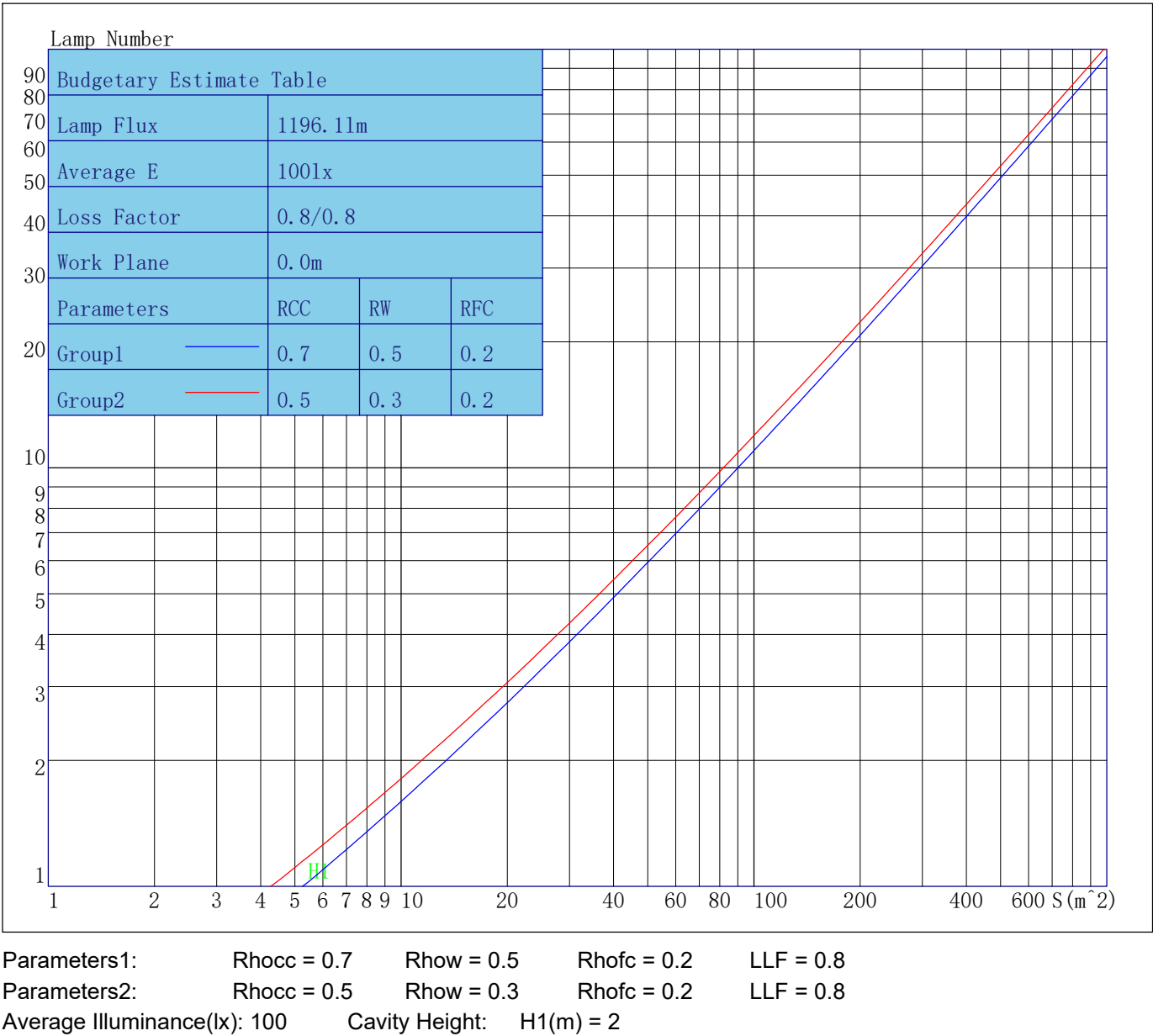
Luminous Size:Length(m)=-0.055Width(m)=-0.055Height(m)=0.000Area(m^2)=0.002376

Luminous Type:Without Luminous Side

Luminous Curves:C0-C180 Color: C90-C270 Color:

Indoor Budgetary Estimate Table

Lum. Name:SD07-15-XX-01 4000K RA90 白色	Lum. Catalog:	Test ID:01
Lamp Name:	Lamp Catalog: LED	Test Lab: Quality Department
Manufacture: Shenzhen Norming Lightin	Test Machine:GON-2000	Test Date: 2022/10/10



Indoor Coefficient of Utilization Table

Lum. Name:SD07-15-XX-01 4000K RA90 白色	Lum. Catelog:	Test ID:01
Lamp Name:	Lamp Catelog:LED	Test Lab:Quality Departmnt
Manufacture:Shenzhen Norming Lightin	Test Machine:GON-2000	Test Date:2022/10/10

Coefficients of Utilization - Zonal Cavity Method																		
Coef.	Effective Floor Cavity Reflectance RFC=0.20																	
RhoCC (%)	80				70				50			30			10			0
RhoW (%)	70	50	30	10	70	50	30	10	50	30	10	50	30	10	50	30	10	0
RCR	Coefficient of Utilization(%)																	
0	119	119	119	119	116	116	116	116	110	110	110	105	105	105	101	101	101	98
1	111	108	104	101	108	105	102	100	101	98	96	97	95	93	93	91	90	88
2	104	97	92	88	101	96	91	87	92	88	85	89	85	83	85	83	81	79
3	97	89	82	77	95	87	81	77	84	79	75	81	77	74	79	75	72	70
4	91	81	74	69	89	80	73	68	77	72	67	75	70	66	73	69	65	64
5	85	75	67	62	83	74	67	62	71	66	61	69	64	60	68	63	60	58
6	80	69	62	56	78	68	61	56	66	60	56	64	59	55	63	58	55	53
7	75	64	57	52	73	63	56	51	62	55	51	60	55	51	59	54	50	48
8	71	59	52	47	69	59	52	47	57	51	47	56	51	47	55	50	46	45
9	67	55	49	44	65	55	48	44	54	48	43	53	47	43	52	47	43	41
10	63	52	45	41	62	51	45	41	50	45	40	49	44	40	49	44	40	39

Unified Glare Rating Table

Lum. Name:SD07-15-XX-01 4000K RA90 白色	Lum. Catelog:	Test ID:01
Lamp Name:	Lamp Catelog:LED	Test Lab:Quality Departmnt
Manufacture:Shenzhen Norming Lightin	Test Machine:GON-2000	Test Date:2022/10/10

Unified Glare Rating Table

Ceiling RCC		0.70	0.70	0.50	0.50	0.30	0.70	0.70	0.50	0.50	0.30
Wall RW		0.50	0.30	0.50	0.30	0.30	0.50	0.30	0.50	0.30	0.30
Floor RFC		0.20	0.20	0.20	0.20	0.20	0.20	0.20	0.20	0.20	0.20
Room Size		Vewed crosswise					Vewed endwise				
X=2H	Y=2H	26.7	28.0	27.1	28.3	28.7	26.3	27.5	26.7	27.9	28.2
	Y=3H	27.5	28.6	27.9	28.9	29.3	27.0	28.1	27.4	28.5	28.9
	Y=4H	27.8	28.8	28.2	29.2	29.7	27.4	28.4	27.8	28.8	29.2
	Y=6H	28.1	29.1	28.5	29.5	29.9	27.6	28.6	28.1	29.0	29.4
	Y=8H	28.2	29.1	28.7	29.6	30.0	27.7	28.7	28.2	29.1	29.5
	Y=12H	28.3	29.2	28.8	29.6	30.1	27.8	28.7	28.3	29.1	29.6
X=4H	Y=2H	26.9	28.0	27.4	28.4	28.8	26.5	27.6	27.0	28.0	28.4
	Y=3H	27.9	28.8	28.3	29.2	29.6	27.5	28.4	27.9	28.8	29.2
	Y=4H	28.4	29.1	28.8	29.6	30.1	27.9	28.7	28.4	29.2	29.7
	Y=6H	28.8	29.5	29.3	29.9	30.4	28.3	29.0	28.8	29.5	30.0
	Y=8H	29.0	29.6	29.5	30.1	30.6	28.5	29.1	29.0	29.6	30.1
	Y=12H	29.1	29.7	29.7	30.2	30.7	28.7	29.2	29.2	29.7	30.2
X=8H	Y=4H	28.5	29.1	29.0	29.6	30.1	28.1	28.7	28.6	29.2	29.7
	Y=6H	29.0	29.6	29.6	30.1	30.7	28.6	29.1	29.1	29.6	30.2
	Y=8H	29.3	29.8	29.8	30.3	30.8	28.8	29.3	29.4	29.8	30.4
	Y=12H	29.6	30.0	30.1	30.5	31.1	29.1	29.5	29.6	30.0	30.6
X=12H	Y=4H	28.5	29.0	29.0	29.5	30.1	28.1	28.6	28.6	29.1	29.7
	Y=6H	29.1	29.5	29.6	30.0	30.6	28.6	29.1	29.2	29.6	30.2
	Y=8H	29.4	29.8	29.9	30.3	30.9	28.9	29.3	29.5	29.8	30.5
Variations with the objverver position at spacings											
S=1.0H		0.3/-0.4					0.4/-0.5				
S=1.5H		0.7/-0.7					0.7/-0.8				
S=2.0H		0.9/-1.0					1.0/-1.1				
Reduced UGR Table:											
Nordic Standard Table:		BK0					BK0				
Correction Value		2.0					1.9				

o the CIE Pub.117,data has been corrected,refers to the lamp's lumens 8.2flm.

Candela Tabulation

V/H	C0.0	C90.0	C180.0	C270.0
γ 0.0	907.92	907.92	907.92	907.92
γ 5.0	908.86	903.27	883.02	888.78
γ 10.0	884.47	873.45	839.37	851.20
γ 15.0	839.51	822.82	777.68	794.73
γ 20.0	776.10	754.39	705.05	724.65
γ 25.0	701.11	670.23	598.69	631.17
γ 30.0	582.86	542.80	462.27	497.74
γ 35.0	444.58	405.81	331.68	362.89
γ 40.0	315.33	286.47	228.48	250.95
γ 45.0	215.69	196.74	154.59	170.31
γ 50.0	146.35	134.81	106.27	116.56
γ 55.0	103.01	98.00	83.98	89.68
γ 60.0	81.62	75.98	63.97	68.13
γ 65.0	61.81	57.52	47.95	51.29
γ 70.0	45.37	42.16	34.66	37.35
γ 75.0	32.24	29.51	23.60	25.58
γ 80.0	20.96	18.66	14.25	16.05
γ 85.0	11.93	10.20	6.28	7.99
γ 90.0	4.58	3.71	3.18	3.23
γ 95.0	2.83	2.66	2.68	2.82
γ 100.0	2.28	2.33	2.71	2.47
γ 105.0	2.11	1.92	2.15	2.26
γ 110.0	1.76	1.75	2.02	2.18
γ 115.0	1.86	1.79	2.42	2.45
γ 120.0	1.88	1.96	2.58	2.61
γ 125.0	2.21	1.92	2.78	2.77
γ 130.0	2.80	2.13	2.74	3.17
γ 135.0	2.93	2.72	3.43	3.46
γ 140.0	3.55	3.15	4.05	3.59
γ 145.0	3.94	3.72	4.43	3.94
γ 150.0	4.60	4.13	4.75	4.80
γ 155.0	4.89	4.91	5.08	5.21
γ 160.0	5.09	5.03	5.55	5.85
γ 165.0	5.83	5.68	5.84	6.02
γ 170.0	6.04	5.67	6.15	6.44
γ 175.0	6.33	6.31	6.26	6.40
γ 180.0	6.54	6.54	6.54	6.54